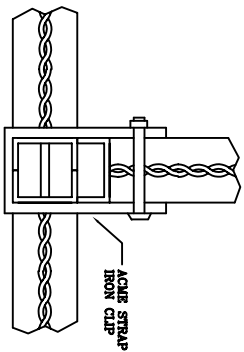
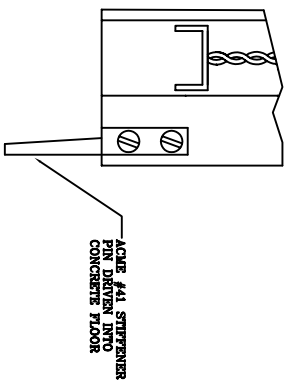


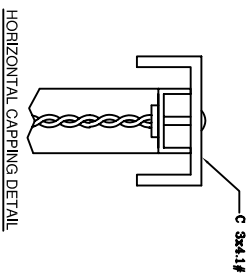
FLOOR DETAIL



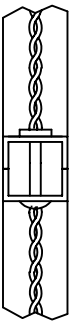
DIVIDER PARTITION ATTACHMENT DETAIL



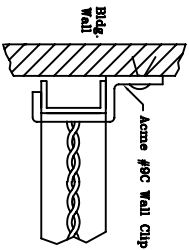
ATTACHMENT DETAIL
(AT BOTTOM OF 3" STEFFNER)



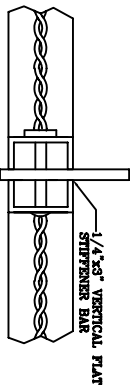
HORIZONTAL CAPPING DETAIL



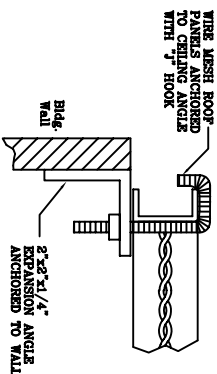
INTERMEDIATE CONSTRUCTION DETAIL



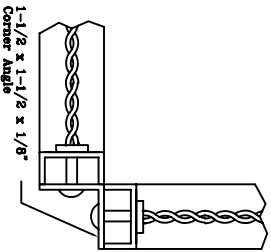
WALL ANCHOR DETAIL



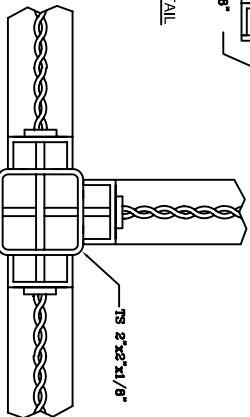
STIFFENER DETAIL



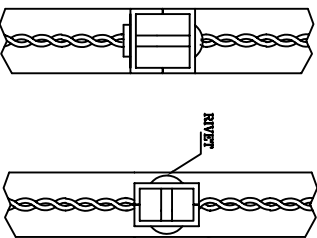
ROOF PANEL MOUNTING DETAIL



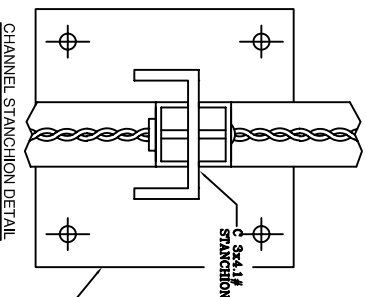
CORNER DETAIL



LINE POST DETAIL



CONSTRUCTION DETAIL
WHEN PARTITION IS
OVER 8'-0" TALL



CHANNEL STANCHION DETAIL

HEAVY DUTY MATERIAL NOTES:

- #6 GA. STL. WIRE, GROUPED & INTERWOVEN TO FORM 2" DIAMOND MESH
- 1 1/2" x 1/8" CHANNEL FRAMING MEMBERS
- CENTER REINFORCEMENT CROSSBARS - CONSIST OF 2" x 1/2" x 1/8" CHANNELS BOLTED TO CENTER TO TOP FRAMING CHANNELS 7/8" x 1/4" BOLTS & WASHERS
- CORNER ANGLES 1 1/2" x 1/2" x 1/8" ALIGNED WITH BOLT HOLES IN VERTICAL FRAMING MEMBERS.
- LINE POSTS BASE ON PROJECT REQUIREMENTS.
- C 3x4.1# STANCHION WELDED TO 12" x 12" x 3/16" FLOOR PLATE
- FLOOR STANCHION WELDED TO 12" x 12" x 3/16" FLOOR PLATE
- FLOOR SHOES SIZED TO SUIT VERTICAL FRAMING AND TO PROVIDE APPROX 3 1/2" CLEARANCE FROM FRAME TO FLOOR

ACMF		5000 W. 13 th S. Lynn, Virginia	
ESTABLISHED 1958		800-828-7755 FAX 800-828-7755	
CUSTOMER NAME	LOCATION	CUSTOMER NAME	LOCATION
TITLE HEAVY DUTY WIRE DETAILS		TITLE HEAVY DUTY WIRE DETAILS	
JOB NO. XXX	DATE	REV. NO.	D-XX